

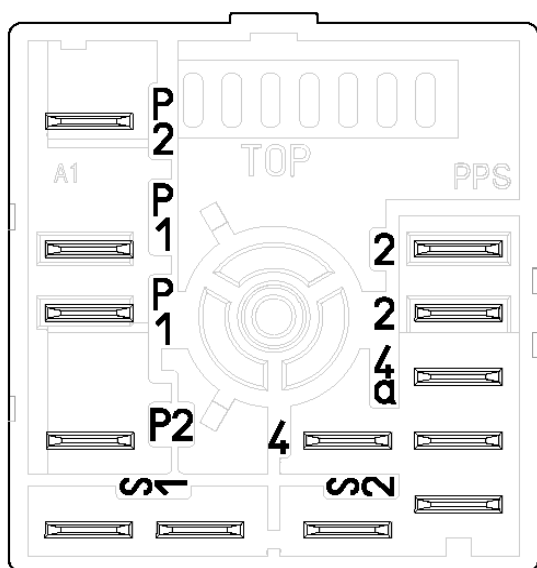
### Mounting of new type of energy regulators in place of old ones

#### DESCRIPTION:

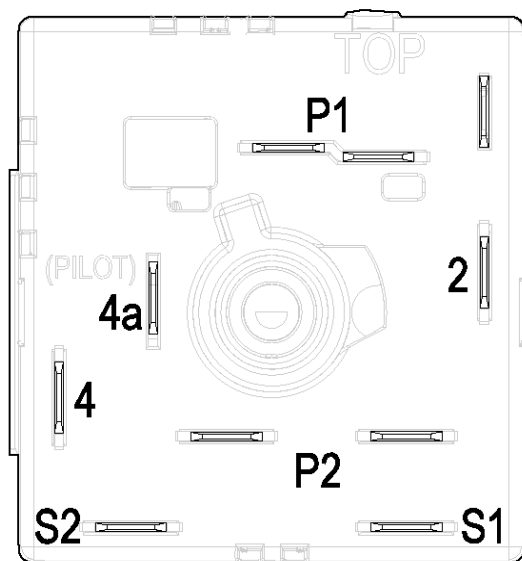
In cookers, construction of energy regulators has been modified. Location for flat connectors has been changed and size of energy regulators has been modified.

#### SOLUTION:

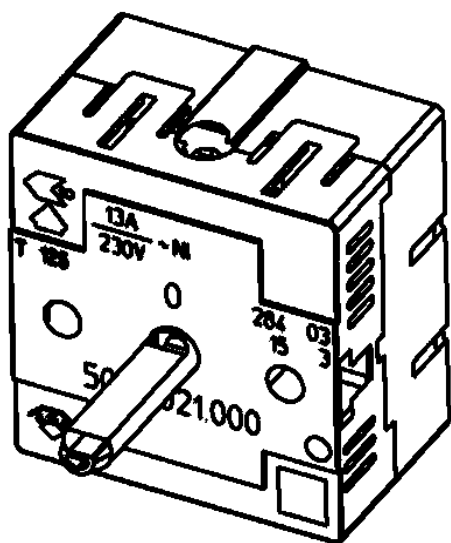
In order to mount new energy regulators in appliances equipped with old type of energy regulators, it is required to connect all harnesses with suitable flat connects according to new layout of energy regulator.



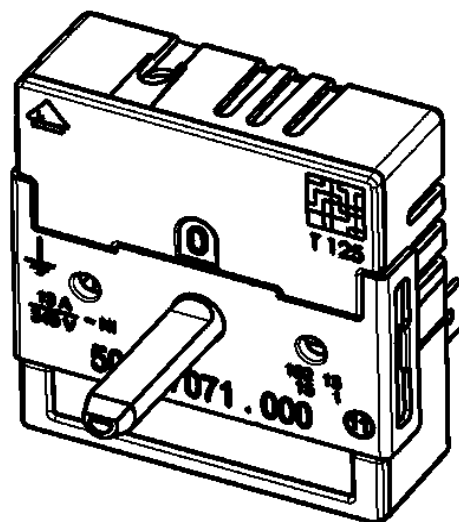
Flat connectors locations for old type of energy regulator



Flat connectors locations for new type of energy regulator



Old type of energy regulator



New type of energy regulator

**SPARE PART NUMBER:**

Old energy regulator	New energy regulator	Description
3890824018	140013339019	Single energy regulator 230V/240V
3890824026	140013339027	Single energy regulator 400V
3890825015	140013340017	Double energy regulator 230V/240V
3890825023	140013340025	Double energy regulator 400V
3890825031	140013340017	Double energy regulator 230V/240V
3890825049	140013340025	Double energy regulator 400V
3890892007	140013343011	Single energy regulator 230V

**MODELS INVOLVED:**

The above solution is valid for ovens and cookers.

**REVISION:**

Revision	Date	Description	Author	Approved by - on
01	08/2022	Updated list of spare part numbers	Ewelina Średniawa	Eddie Pryor 2022-08-02
00	06/2017	Document Creation	Ewelina Fidor	Ireneusz Zapala 2017-06-30